



ಬೃಹತ್ ಬೆಂಗಳೂರು ಮಹಾನಗರ ಪಾಲಿಕೆ
Bruhat Bengaluru Mahanagara Palike



BBMP COVID-19 WAR ROOM 22.08.2022



OVERVIEW OF COVID-19 IN BENGALURU

CASE TRENDS ACTIVE CASES **7,463**

<u>Confirmed Cases</u>	<u>Recovered Cases</u>	<u>Death Cases</u>
931 18,58,948 #	719 18,34,504 #	0 16,981 #

HOSPITALIZATION **65**

<u>ICU – V</u>	<u>ICU</u>	<u>HDU</u>	<u>General</u>
-	19	4	42

INCLUDES GOVT. QUOTA AND PRIVATE WALK-IN HOSPITALIZATION

VACCINATION **1,558** 2,04,25,712 #

<u>First Dose</u>	<u>Second Dose</u>	<u>Precaution Dose</u>
41 96,68,093 #	73 94,43,793 #	1,444 11,90,696 #

TRIAGING

<u>MTU</u>
20
<u>Tele Triage</u>
540

ACTIVE CLUSTERS

10
<u>Budding Clusters (<5 Cases)</u>
10
<u>Clusters (> 5 cases)</u>
0

TESTING **10,493** 3,13,76,261 #

<u>Positivity : 6.12%</u> <small>*FOR LAST 7 DAYS</small>	<u>RAT</u>	<u>RTPCR</u>
	2,208	8,285

: indicates cumulative numbers till date



ABSTRACT OF COVID-19 SCENARIO IN BENGALURU

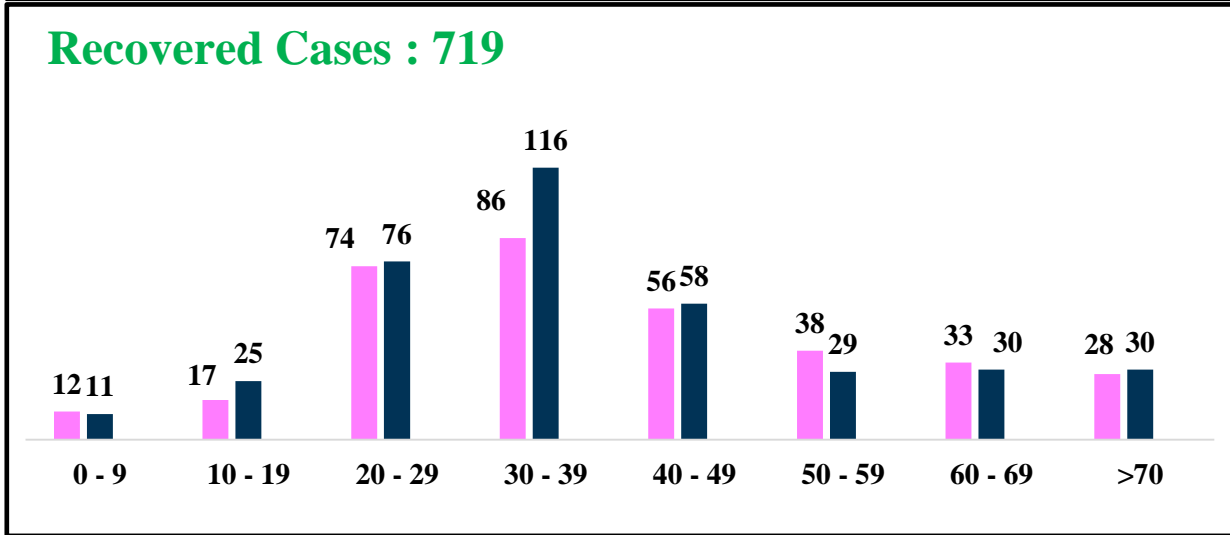
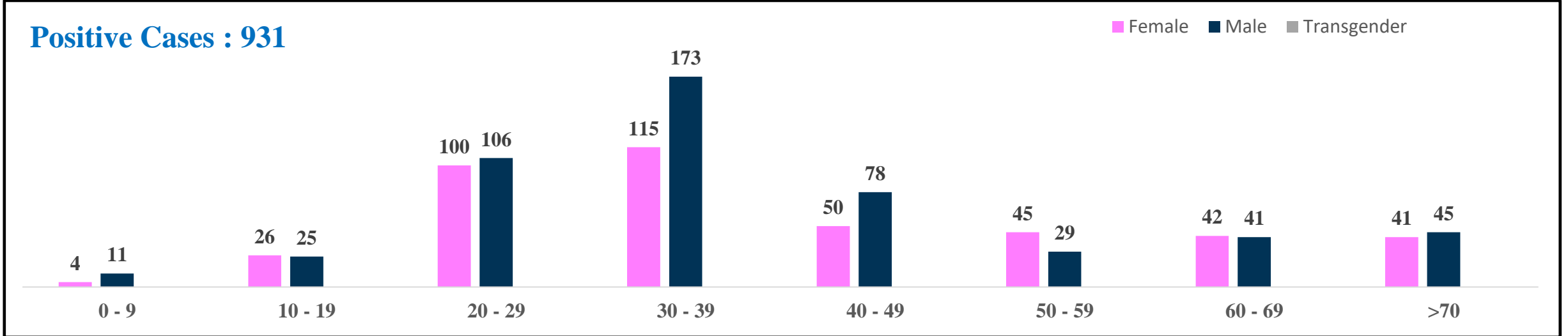


	MALE			FEMALE			TRANSGENDER			TOTAL		
	Last 24 Hours	Last 7 Days	Cumulative	Last 24 Hours	Last 7 Days	Cumulative	Last 24 Hours	Last 7 Days	Cumulative	Last 24 Hours	Last 7 Days	Cumulative
Positive Cases	508	3,322	10,96,177	423	2,808	7,61,879	0	0	196	931	6,130	18,58,948
Recovered Cases	375	2,998	10,81,114	344	2,617	7,53,297	0	1	186	719	5,616	18,34,504
Death Cases	0	2	10,754	0	0	6,223	0	0	4	0	2	16,981
Total Tests Done	In Last 24 hrs. : 10,493			In last 7 days : 1,00,190			Cumulative : 3,13,76,261					
Vaccine Doses Administered	In Last 24 hrs. : 1,558			In last 7 days : 29,454			Cumulative : 2,04,25,712					
ACTIVE CASES									7,463			

*Covid deaths occurred today : 00 | Covid deaths occurred beyond last 24hrs., reported today : 00

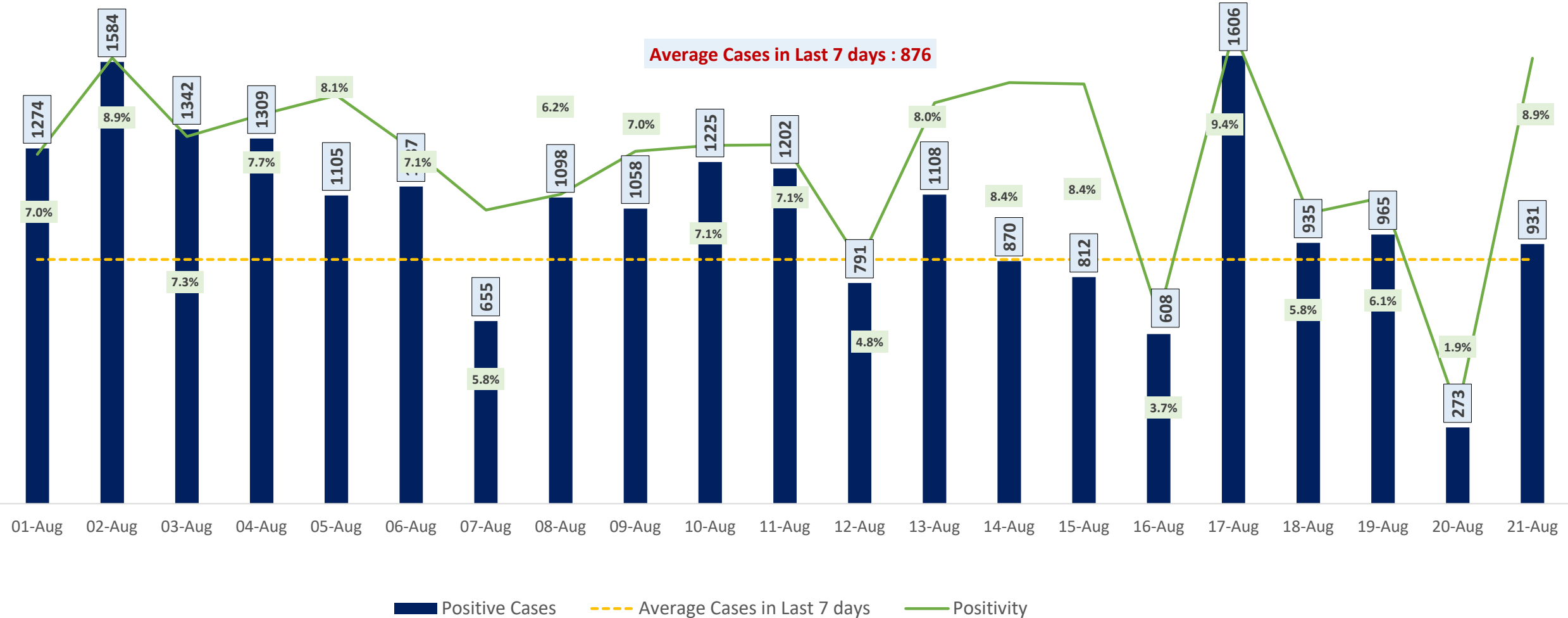


LAST 24 HOURS AGE GROUP AND GENDER WISE DISTRIBUTION





POSITIVITY RATE OF BENGALURU – LAST 21 DAYS

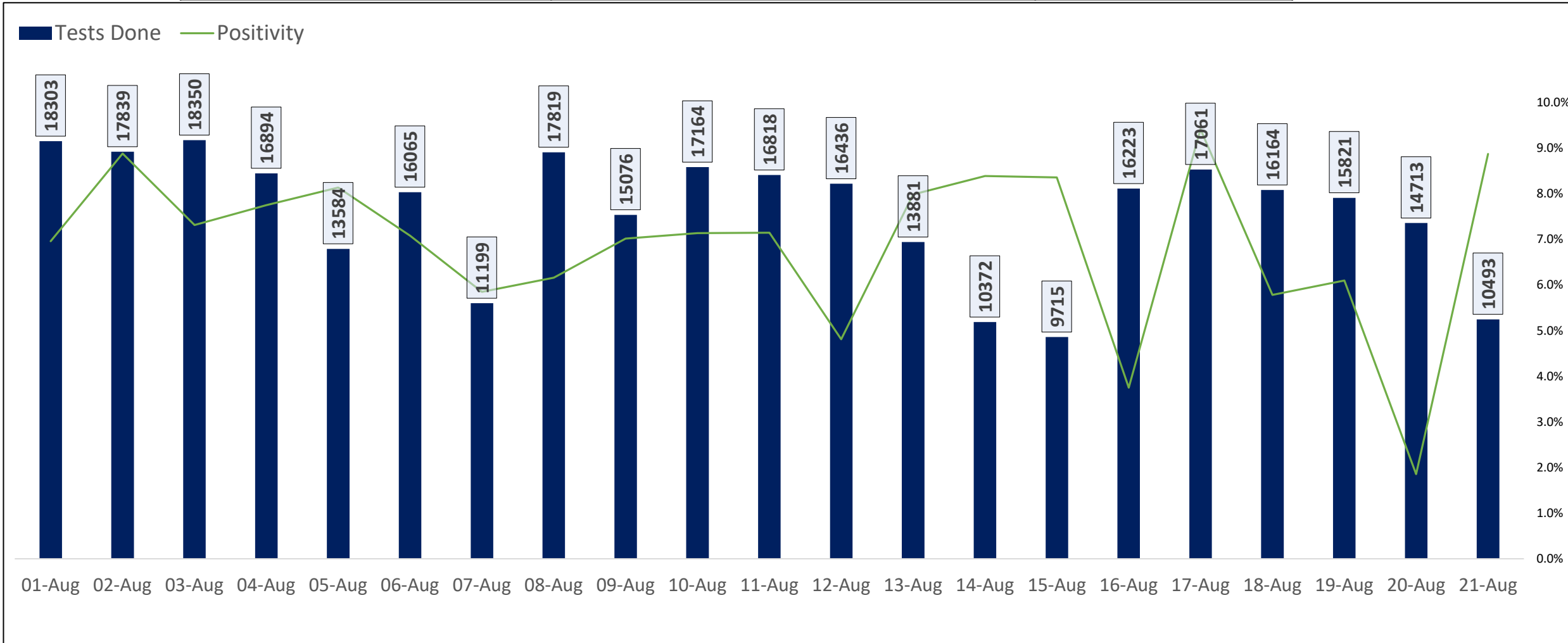




TESTING TRENDS IN BENGALURU

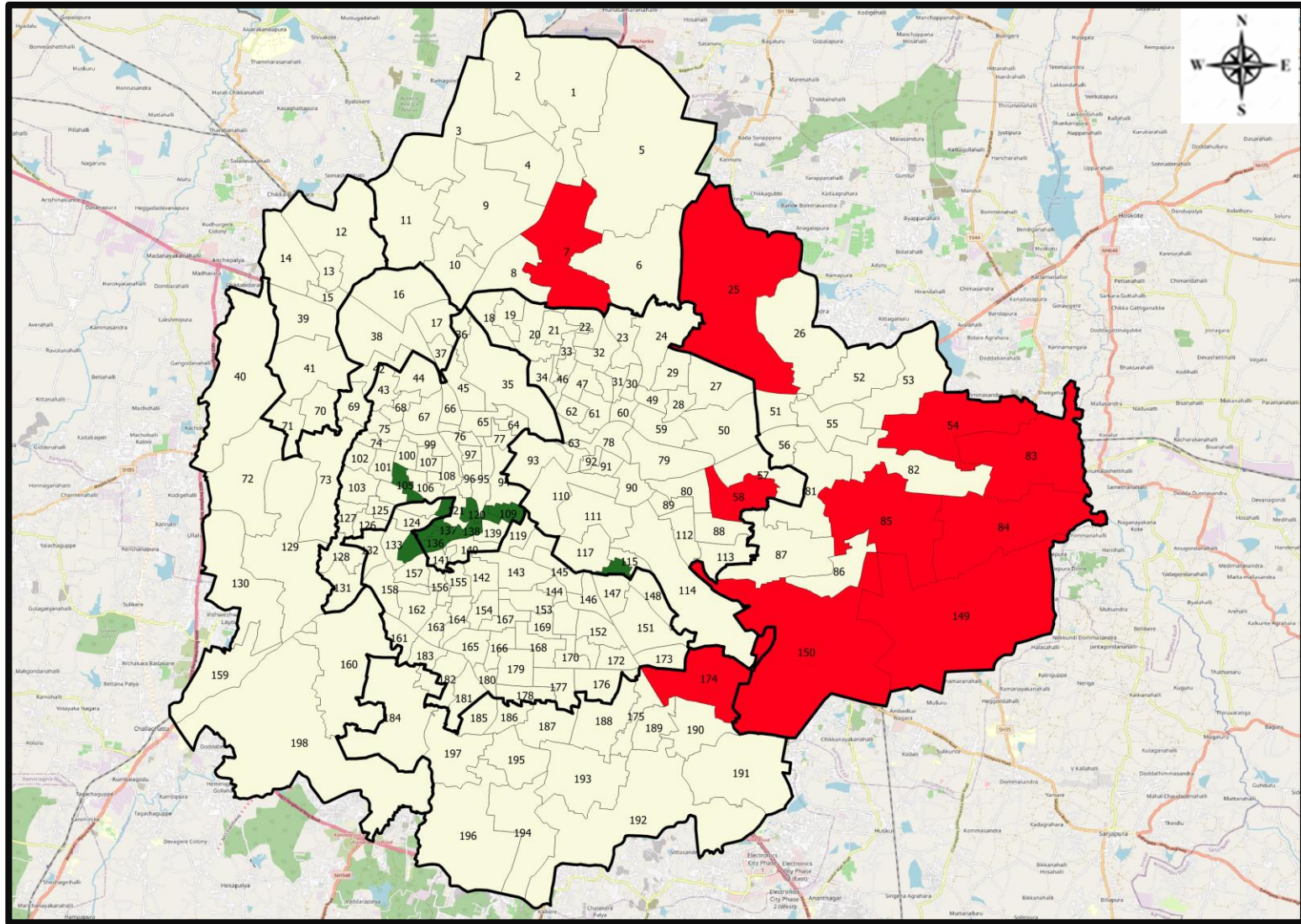


Total Test Conducted Till Date	Test Conducted Last 24 hours	Last 7 Days Average
3,13,76,261	10,493	14,313





BENGALURU URBAN MAP SHOWING TREND OF POSITIVE CASES IN LAST 7 DAYS



Top 10 wards reporting highest number of positive cases in last 7 days

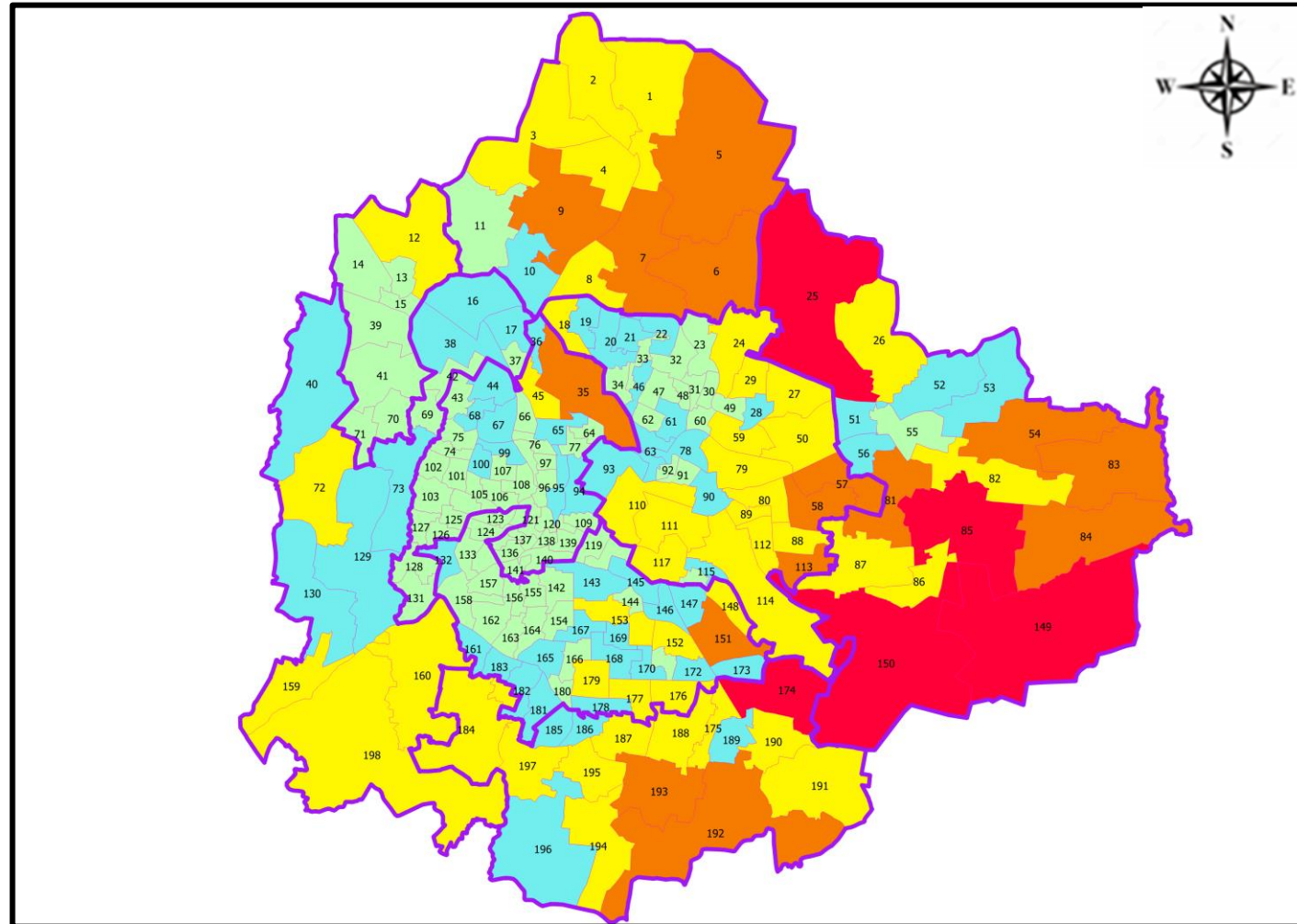
Ward No.	Ward Name	Daily Cases Average
150	Bellanduru	65
85	Dodda Nekkundi	35
25	Horamavu	25
174	HSR Layout	23
149	Varthuru	22
83	Kadugodi	22
84	Hagadur	19
58	New Tippasandra	17
7	Byatarayanapura	16
54	Hudi	16







Top 10 wards reporting least number of positive cases in last 7 days

Ward No.	Ward Name	Daily Cases Average
138	Chalavadipalya	0
137	Rayapura	0
136	Jagajivanram Nagar	0
135	Padarayanapura	0
134	Bapuji Nagar	0
122	Kempapura Agrahara	0
120	Cottonpete	0
116	Nilasandra	0
109	Chickpete	0
105	Agrahara Dasarahalli	0



BENGALURU MAP SHOWING INTENSITY OF POSITIVE CASES IN LAST 7 DAYS



-  **Level 1 : 0 to 10 Cases**
-  **Level 2 : 10 to 25 Cases**
-  **Level 3 : 25 to 75 Cases**
-  **Level 4 : 75 to 150 Cases**
-  **Level 5 : More than 150 Cases**
-  **Zone Boundaries**

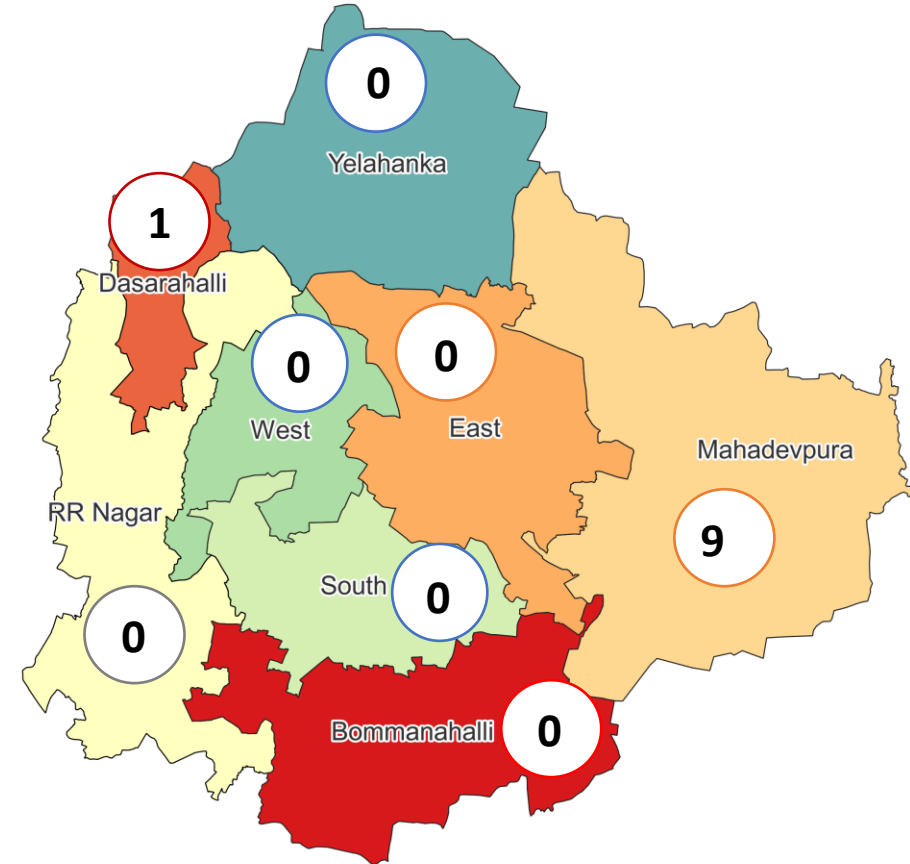


CLUSTER DETAILS



Zone Name	TOTAL CLUSTERS	Budding Clusters	Clusters	Outbreaks
		Less Than 5 Cases	5 To 14 Cases	More Than 14 Cases
BOMMANAHALLI	0 (-)	0 (-)	0 (-)	0 (-)
DASARAHALLI	1 (-)	1 (-)	0 (-)	0 (-)
EAST	0 (-)	0 (-)	0 (-)	0 (-)
MAHADEVPURA	9 (-)	9 (-)	0 (-)	0 (-)
RR NAGAR	0 (-)	0 (-)	0 (-)	0 (-)
SOUTH	0 (-)	0 (-)	0 (-)	0 (-)
WEST	0 (-)	0 (-)	0 (-)	0 (-)
YELAHANKHA	0 (-)	0 (-)	0 (-)	0 (-)
TOTAL	10 (-)	10 (-)	0 (-)	0 (-)

Total Active Clusters



Types of Clusters

Zone Name	Apartments/ Villa	Individual House	Hostels/Quarters	Others	Schools/Colleges
BOMMANAHALLI	0 (-)	0 (-)	0 (-)	0 (-)	0 (-)
DASARAHALLI	0 (-)	0 (-)	0 (-)	1 (-)	0 (-)
EAST	0 (-)	0 (-)	0 (-)	0 (-)	0 (-)
MAHADEVPURA	9 (-)	0 (-)	0 (-)	0 (-)	0 (-)
RR NAGAR	0 (-)	0 (-)	0 (-)	0 (-)	0 (-)
SOUTH	0 (-)	0 (-)	0 (-)	0 (-)	0 (-)
WEST	0 (-)	0 (-)	0 (-)	0 (-)	0 (-)
YELAHANKHA	0 (-)	0 (-)	0 (-)	0 (-)	0 (-)
TOTAL	9 (-)	0 (-)	0 (-)	1 (-)	0 (-)

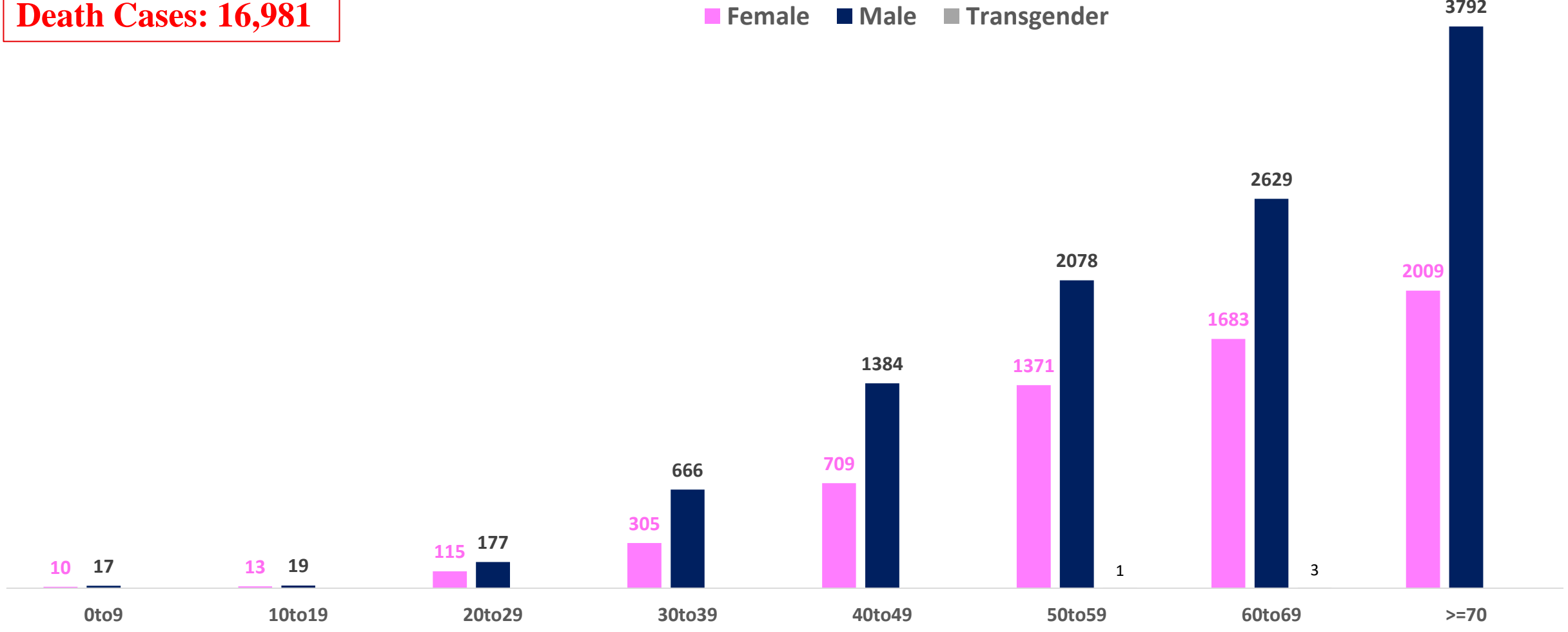
▲▼ : Shows increase and decrease in numbers as compared to previous day



AGE AND GENDER WISE DISTRIBUTION OF DEATH CASES



Death Cases: 16,981





VACCINATION COVERAGE AS ON 21.08.2022



Total Doses Administered

2,04,25,712

▲ 1,558

Total 12-14 years Population : 2.82 Lakhs

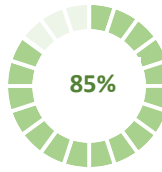
1ST DOSE



2,92,456
Doses administered

▲ 3

2ND DOSE

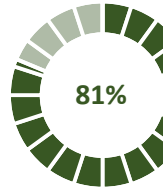


2,39,747
Doses administered

▲ 12

Total 15-18 years Population : 4.42 Lakhs

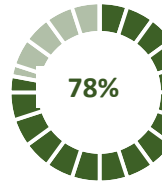
1ST DOSE



3,59,324
Doses administered

▲ 4

2ND DOSE



3,44,480
Doses administered

▲ 8

Total adult Population : 91.7 Lakhs

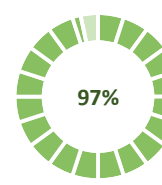
1ST DOSE



90,16,313
Doses administered

▲ 34

2ND DOSE



88,59,566
Doses administered

▲ 55

Priority Group*

Health Care Workers

Dose 1

2,10,386

Doses administered

▲ 0

Dose 2

2,07,093

Doses administered

▲ 0

Frontline Workers

Dose 1

3,81,988

Doses administered

▲ 0

Dose 2

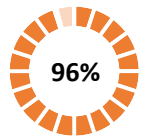
3,73,352

Doses administered

▲ 1

45 – 59 Years Coverage

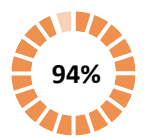
Dose 1



16,95,566
Doses administered

▲ 7

Dose 2

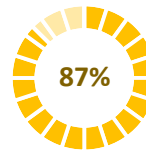


16,73,270
Doses administered

▲ 6

18 - 44 Years Coverage

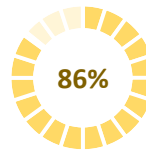
Dose 1



57,47,804
Doses administered

▲ 26

Dose 2



56,41,112
Doses administered

▲ 42

60 + Years Coverage

Dose 1



9,80,569
Doses administered

▲ 1

Dose 2



9,64,739
Doses administered

▲ 6

PRECAUTION DOSE



11,90,696 ▲ 1,444

Doses administered

PRECAUTION DOSES ADMINISTERED

Health Care Workers

94,449

Booster Doses administered

▲ 20

Front Line Workers

1,34,880

Booster Doses administered

▲ 43

60 + Years Coverage

3,83,033

Booster Doses administered

▲ 145

18 + Years Coverage

5,78,334

Booster Doses administered

▲ 1,236

▲ indicates the increase in last 24 hours



COVID-19 SCENARIO IN BENGALURU AND OTHER METROPOLITIAN CITIES



CITY NAME	Positive Cases	Active Cases	Recovered	Deceased	Vaccine Doses Administered
New Delhi	19,93,823	5,141	19,62,262	26,420	3,62,75,777
Bengaluru*	18,58,948	7,463	18,34,504	16,981	2,35,08,687
Mumbai	11,37,427	5,761	11,11,993	19,673	2,19,80,077
Chennai	7,86,581	2,381	7,75,131	9,069	1,11,19,426

Source : <https://dashboard.cowin.gov.in/> at 5:00pm (22.08.2022)
Source : <https://www.covid19bharat.org/> at 5:00pm(22.08.2022)

*includes BBMP & Bengaluru Urban



SNAPSHOT OF COVID-19 CASES IN BENGALURU URBAN



**Total Wards With
< =10 Cases* :
72**

**Tests Conducted
on 21.08.2022:
10,493**

**Recovery
Rate*:
98.69%**

**Total
Active Cases :
7,463**

**Total Vaccinated
on 21.08.2022:
1,558**

**Positivity
Rate* :
6.12%**

**Active
Rate*:
0.40%**

**Case
Fatality Rate* :
0.03%**





*Total positive cases In the past 7 days

*CFR and positivity is for Past 7 days



ಬೃಹತ್ ಬೆಂಗಳೂರು ಮಹಾನಗರ ಪಾಲಿಕೆ
Bruhat Bengaluru Mahanagara Palike



Download BBMP Bulletin	https://apps.bbmpgov.in/covid19/mediabulletin.php
To register for vaccination :	https://selfregistration.cowin.gov.in/
BBMP COVID19 Dashboard:	https://apps.bbmpgov.in/covid19/
Follow us on:	 www.facebook.com/bbmp.comm1/
	 twitter.com/BBMPCOMM
	  BBMPSplHealth

Issued by:

Honorable Chief Commissioner, BBMP
Special Commissioner Health & IT, BBMP
MD, Bengaluru Smart City Limited

THANK YOU !

